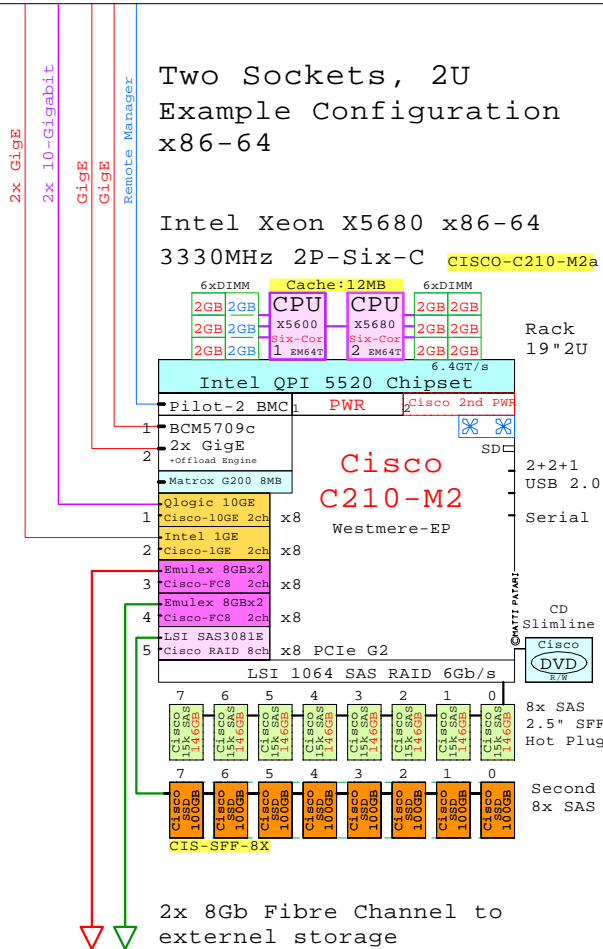


Cisco UCS C210-M2
Xeon 5600

Internal Options:

- CPU** X5680 Six-Cor EM64T
CIS-X5680 2nd Six-Core X5680 3330MHz 12MB
- 2GB** DDR3-SDRAM 1x 2GB DIMM
CIS-M1X2GB
- 4GB** DDR3-SDRAM 1x 4GB DIMM
CIS-M1X4GB
- 8GB** DDR3-SDRAM 1x 8GB DIMM
CIS-M1X8GB
- 16GB** DDR3-SDRAM 1x 16GB DIMM
CIS-M1X16GB
- Cisco 2nd PWR** 2nd Power Supply
CIS-1-PWR
- Cisco 15k SAS 73GB** 73GB 15k SAS 2.5"
CIS-73GB-25
- Cisco 15k SAS 146GB** 146GB 15k SAS 2.5"
CIS-146G-25
- Cisco 10k SAS 300GB** 300GB 10k SAS 2.5"
CIS-300G-25
- Cisco 10k SAS 600GB** 600GB 10k SAS 2.5"
CIS-600G-25
- Cisco SSD 100GB** 100GB SSD SAS 2.5"
CIS-100G-25
- Cisco DVD R/W** DVD
CIS-DVD
- Intel 1GE Cisco-1GE 2ch** 1GbE 2ch LAN Adapter
CIS-1GE-2X
- Qlogic 10GE Cisco-10GE 2ch** 10GbE 2ch LAN Adapter
CIS-10GE-2X
- LSI SAS3081E Cisco RAID 8ch** SAS RAID 8-Port
CIS-RAID-8
- Emulex 8GBx2 Cisco-FC8 2ch** FC 8Gb 2ch HBA
CIS-FC8-2X

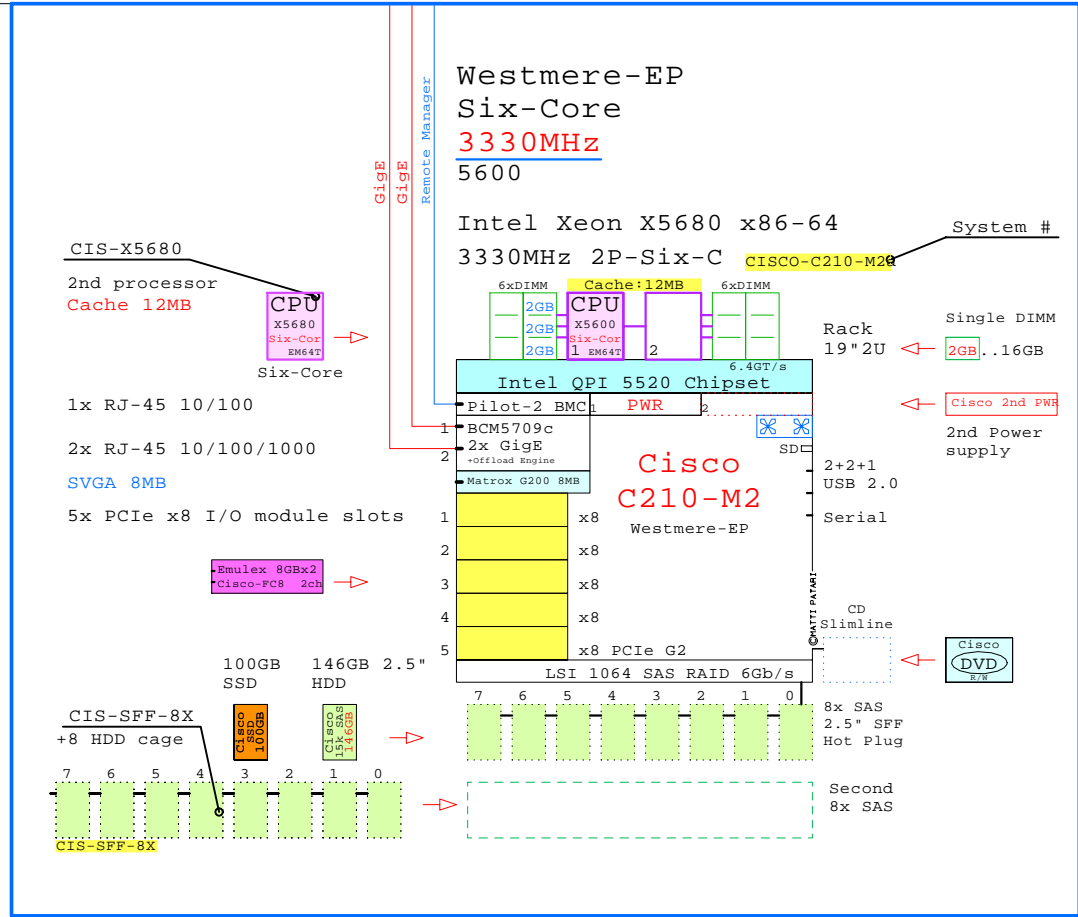


2x 8Gb Fibre Channel to external storage

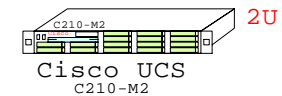
Parts list for the Cisco UCS C210-M2 system above

Part Number	Qty	Description
1	1	CIS-C210M2A Cisco C210-M2 2P I 6C X5680-12MB 6GB 2U
1.1	1	CIS-1-PWR Cisco UCS C200 second power supply
1.2	1	CIS-10GE-2X Cisco Qlogic 10GE CNA 2-ch adapter
1.3	8	CIS-146G-25 Cisco SAS 146GB 15k 2.5\"/>

Cisco UCS C210-M2 Intel Six-Core 5600 2P/2U



Link to this document: <http://www.goldeneggs.fi/documents/GE-CISCO-C210M2-A.pdf>



MS Windows Server 2003 and 2008 R2
LINUX: Red Hat, SuSE
VMware Virtualization Software
Hyper-V

Tip for detail printing:
- Zoom in area of interest
- Print, Print Current View

GoldenEggs Home:
<http://www.goldeneggs.fi>

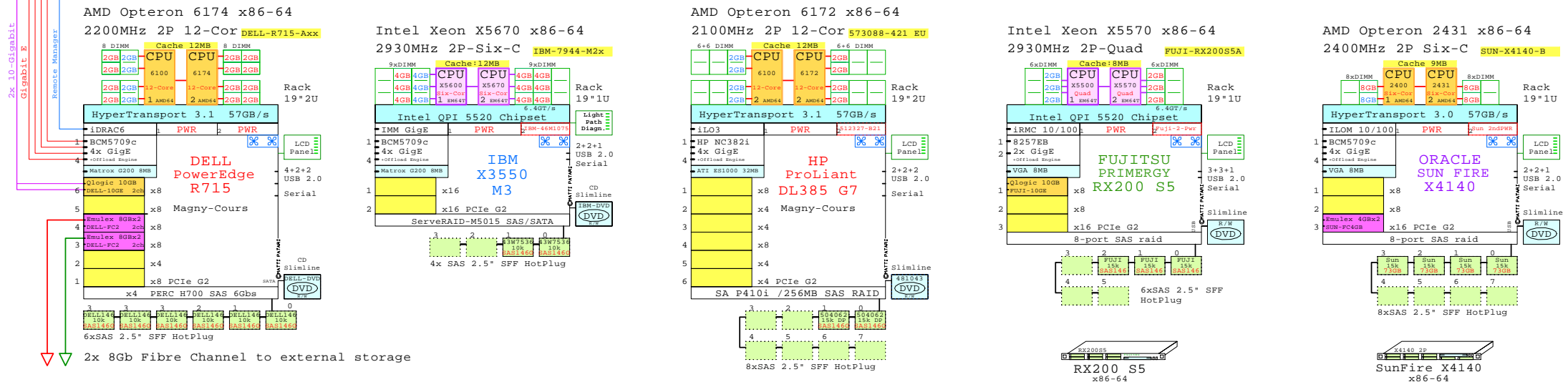
© 2011 Matti Patari, All rights reserved.

GOLDEN EGGS Visuals™ Helsinki	19-Apr-2011	GE-CISCO-C210M2-A
	Matti.Patari@Kolumbus.Fi	
Cisco C210-M2 2P/2U X5680 3330MHz GOLDEN EGGS Visuals, Helsinki		

Welcome to Golden Eggs Visual Configurations

<http://www.goldeneggs.fi>

This picture is a comparison chart for: DELL, IBM, HP, FUJITSU and SUN 2-socket x86-64 servers.
A picture is worth of one thousand words. It talks all Global languages.



Golden Eggs history:

It all started late 80's when I was a local Sales technical support at Digital Equipment Corporation Helsinki office. I did have numerous configuration diagrams in my personal paper notebook. This booklet was my daily hand tool to quickly sort out complicated HW configuration. This booklet was photo copied numerous times for our Sales personal, Partners and End-Customers. Then came splendid VAXstations and AutoCAD software available. I pushed the picture arsenal through the screen and the material was distributed in PostScript files in DECnet. The work was available in printable files in all DEC locations. When Internet was invented, Golden Eggs found its delivery to all Customers who needed simple, technical guide books.

Old Golden Eggs outlets are still available at:

- ➔ <http://h18000.www1.hp.com/info/GECPQA/> DEC/Compaq: VAX, Alpha, Storage and ProLiant servers
- ➔ <http://www.openvms.org/pages.php?page=GoldenEggs> OpenVMS.org: Alpha, Storage, ProLiant and Integrity servers
- ➔ This is the present x86 server Golden Eggs Hatchery.
- ➔ <http://www.goldeneggs.fi>

Why ?? Golden Eggs ??
I think that a good service must have a good name. These pictures are real Golden Pieces for system builders.

I wish you nice reading and good x86 system planning sessions.
Matti.Patari@Kolumbus.Fi Helsinki, Finland

Your comments, improvements, etc are always welcome.

© 2010 Matti Patari, All rights reserved.

GOLDEN EGGS Visuals™ Helsinki	03-Jul-2010	GE-Welcomel Matti.Patari@Kolumbus.Fi
-------------------------------	-------------	---

Welcome to Visual Configurations
GOLDEN EGGS Visuals, Helsinki